



# LOVING MY PASTOR

*Honor your dear pastor that God has given to your church. Show him your love!*




*Leader Note: Take your time to share with children some of the work your pastor does. Discuss each:*

## What does a Pastor do?

1. He preaches God's Word!
2. He prays for our people!
3. He leads us to do God's work!
4. He allows us to have Sunday School and Master Club!

*Have pictures of Pastor ready for next week (from brochures, bulletins, etc.). Look over all projects. There is preparation ahead.*



Mark 16:15      Verse 16

*“And he (Jesus) said unto them, Go ye into all the world, and preach the gospel to every creature.”*

*Allowed One “Help”*

*Color the Church!*

Leader Passed \_\_\_\_\_ 1st Date \_\_\_\_\_

2nd Date \_\_\_\_\_





## KNOWING MY PASTOR

MY PASTOR'S NAME IS:


\_\_\_\_\_

HE HAS PASTORED OUR CHURCH

FOR  YEARS!

MY PASTOR'S FAVORITE SNACK  
OR CANDY IS:

\_\_\_\_\_



A PRAYER TO SAY WITH YOUR CLASS:

*Dear Jesus,*

*Thank you for our pastor. Help me to love him and do my part for my church. Help my pastor to preach and teach us God's Word. Help my pastor to be a great man of God.*

*In Jesus' name, amen!*

Leader Passed \_\_\_\_\_ Date \_\_\_\_\_



*Leader Note: Pray the prayer above with your children. Pray one sentence at a time, allowing them to repeat each. Review the memory verse from page 49. Send a note home for each child to bring one of Pastor's favorite snacks next week. Remind them again about the change offering for missions!*



## PREPARE FOR PASTOR'S VISIT

We have four things to make ready for our pastor's visit to class:

### SONG FOR PASTOR

We will prepare a special chorus to sing to our Pastor.



### GIFT FOR PASTOR

We will make a special gift box to hold Pastor's favorite snacks!



### POSTER

You can help make a nice poster for Pastor to thank him!



### MEMORY VERSE

Review our memory verse to quote to Pastor when he visits!

Mark 16:15

Verse 16

*"And he (Jesus) said unto them, Go ye into all the world, and preach the gospel to every creature."*



*Leader Note: In preparation for this night, bring a box or basket to decorate and to hold the snacks for Pastor. Select a kids' chorus they know well already. Use a copier to enlarge page 52 for a final color poster by each child for Pastor. Call parents this week about the change offering for missions.*

Leader Passed \_\_\_\_\_ Date \_\_\_\_\_






# I LOVE MY PASTOR

*Color the church bright and happy colors!*



*Leader Note: Allow children to practice on this page. Enlarge the picture if you prefer children to give their picture to Pastor on his visit. If you have a large group, you may prefer to leave off the Pastor coloring sheet.*



*Leader Passed* \_\_\_\_\_

*Date* \_\_\_\_\_